



# Series | Bellows vacuum cups SB

High-temperature HNBR bellows cups, 2.5 folds – SKH-B2

## High-temperature HNBR bellows cups, 2.5 folds – SKH-B2

UP TO 160 °C (320 °F) & MINIMUM MARKING




### Product notes

Bellows vacuum cups for uneven surfaces with suitability for removing hot plastic parts to be painted from an injection molding machine. Connection via plug-in nipple.


### Advantage

- > Free of silicone and other paint-wetting-impairment substances (PWIS)
- > Minimum marking
- > Long vacuum cup stroke and good adaptation to curved or uneven product surfaces

### Technical data

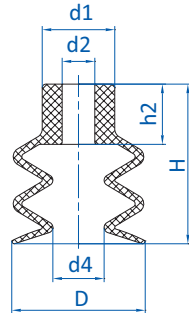
Item no.	Model		Number of folds	Material / Color	Usage temperature [°C (°F)]
21.005.057.14	SKH-B2-5	3	2.5	HNBR (ge)	0 - 160 (32 - 320)
21.007.089.14	SKH-B2-7	3	2.5	HNBR (ge)	0 - 160 (32 - 320)
21.009.002.14	SKH-B2-9	2	2.5	HNBR (ge)	0 - 160 (32 - 320)
21.012.135.14	SKH-B2-12	7	2.5	HNBR (ge)	0 - 160 (32 - 320)
21.014.053.14	SKH-B2-14	9	2.5	HNBR (ge)	0 - 160 (32 - 320)
21.018.010.14	SKH-B2-18	8	2.5	HNBR (ge)	0 - 160 (32 - 320)
21.020.016.14/2	SKH-B2-20	9	2.5	HNBR (ge)	0 - 160 (32 - 320)
21.032.075.14/3	SKH-B2-32	13	2.5	HNBR (ge)	0 - 160 (32 - 320)
21.043.049.14	SKH-B2-43	19	2.5	HNBR (ge)	0 - 160 (32 - 320)
21.060.051.14	SKH-B2-60	25	2.5	HNBR (ge)	0 - 160 (32 - 320)

### Accessories

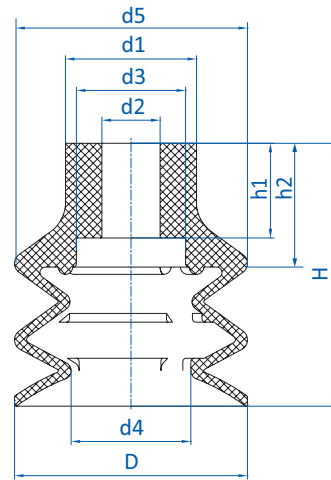
Item no.	 Suitable fittings						
	M5-male	M5-female	M6-male	G1/8-male	G1/8-female	G1/4-male	G1/4-female
21.005.057.14	270.134	270.347	270.104	270.033	270.478	--	--
21.007.089.14	270.010	270.005	--	270.009	270.007	--	--
21.009.002.14	270.013	270.005	270.103	270.003	270.015	--	--
21.012.135.14	270.013	270.005	270.103	270.003	270.015	--	--
21.014.053.14	270.134	270.347	270.104	270.033	270.478	--	--
21.018.010.14	270.013	270.005	270.103	270.003	270.015	--	--
21.020.016.14/2	270.013	270.005	270.103	270.003	270.015	270.194	--
21.032.075.14/3	--	--	270.315	270.196	270.114	270.190	270.192
21.043.049.14	--	--	270.315	270.196	270.114	270.190	270.192
21.060.051.14	--	--	270.315	--	--	270.540	270.539



### Dimensions



Drawing A



Drawing B

Item no.	Drawing	Ø D [mm]	Ø d1 [mm]	Ø d2 [mm]	Ø d3 [mm]	Ø d4 [mm]	Ø d5 [mm]	H [mm]	h1 [mm]	h2 [mm]
21.005.057.14	A	5.5	7	4	--	2.5	--	14	0 - 0	8.5
21.007.089.14	B	7	7.5	4	5.5	3	7	10	2	3.5
21.009.002.14	A	9	9	5	--	4	--	15	--	7
21.012.135.14	A	12	10	5	--	5	--	21	--	9
21.014.053.14	A	14	8	4	--	5.5	--	18	--	5.5
21.018.010.14	A	18	10	4.5	--	7	--	22	--	8.5
21.020.016.14/2	A	20	10	4.5	--	10	--	23	--	9
21.032.075.14/3	B	32	18	8	15	16.5	32	36	13	--
21.043.049.14	B	42	20	8	15	15.5	42	46	13	17
21.060.051.14	B	61	22	8	14	28	61	57	14	18.5